

Student Satisfaction Survey Report

(Year 2020-2021)

Student Satisfaction Survey (SSS) is one of the mandatory criteria set by National Assessment and Accreditation Council (NAAC). It is also a pre qualifier for Assessment and Accreditation of the institution. From 2017 onwards the NAAC has endeavoured to conduct a Student Experience Survey, the results of which will go into the accreditation process. The Survey includes 21 competency based questions, responses to which are given anonymously by students of the institution. This survey corresponds to an institute level feedback on infrastructure and learning experience.

We implemented SSS online system during the month of August 2021. The observations/ outcome of SSS are as follows:

1. Students appreciated teaching and implementation of learning outcome based curriculum which includes continuous evaluation and assessment of students throughout the semester.
2. Students have expressed satisfaction over the quantum of syllabus covered in their classes.
3. Teachers' preparation, communication, use of appropriate teaching pedagogy and fairness of internal evaluation has been rated high in the survey. The SSS has also pointed out few grey areas where the college/ teachers/ departments do have scope for enhancement in quality of education. They are as follows:

1. Institute needs to promote field visit opportunities.
2. Formulate mechanism which will identify strength and weakness of students and provide them right level of challenges and help them to overcome their weakness.
3. Enhance use of ICT in teaching.
4. Teachers should encourage research culture amongst students.
5. More emphasis on skill development and hands on assignments, inclusion of seminars, workshops, tutorials and field visits for typically one subject.
6. Active mentorship especially for career guidance.
7. Design interdisciplinary courses.

Student's observation / suggestions to improve the overall teaching – learning experience in institution was in following way.

- a. To improve sport facility,
- b. Computer facility in college premises
- c. Infrastructure facility of the college

Percentage wise analysis is as follows:

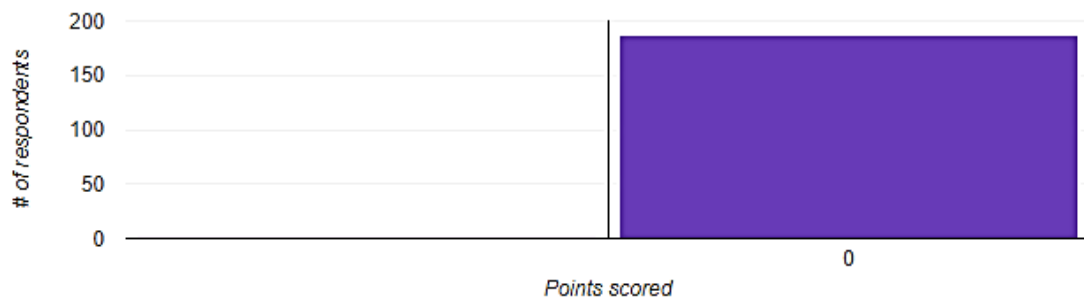
Insights

Average
0 / 0 points

Median
0 / 0 points

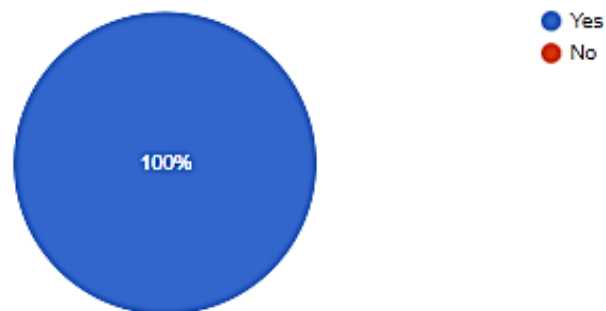
Range
0 - 0 points

Total points distribution



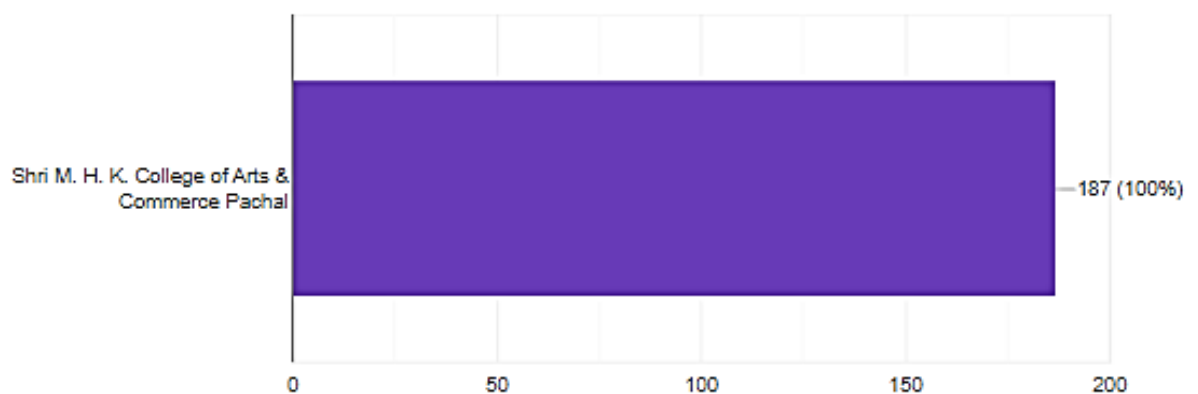
A) Please confirm this is the first and only time you answer this survey.

187 responses



B) College Name:

187 responses



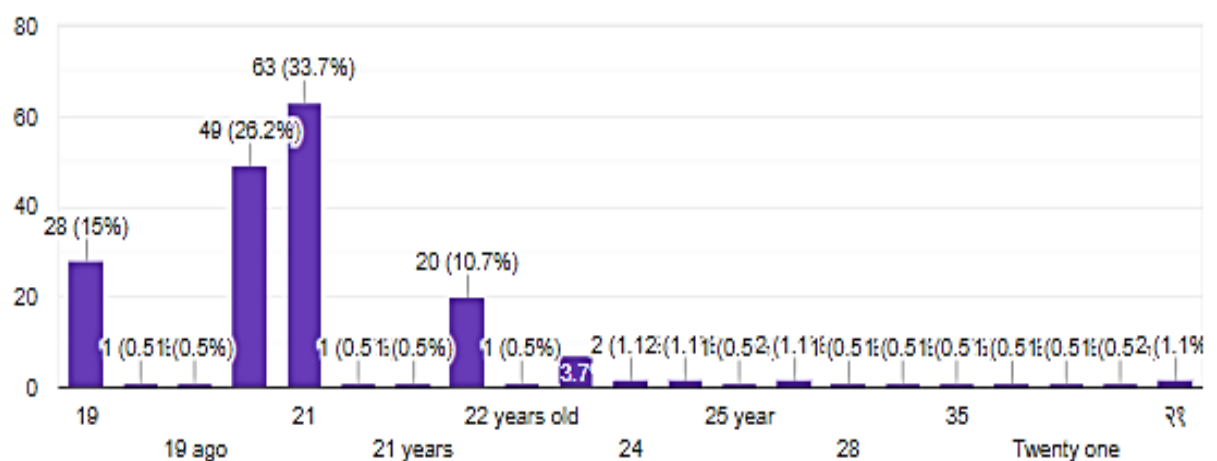
C) Name of Students

187 responses

Chinmay vilas shete
Dashrath Shinde
Isha shantaram ghag
Prathavi Ramchandra gangan
Narayan santosh Pawar
Sudesh pramod vishwasrao
Anuja Subhash mali
Hindi
Santosh Ganpat Kadam

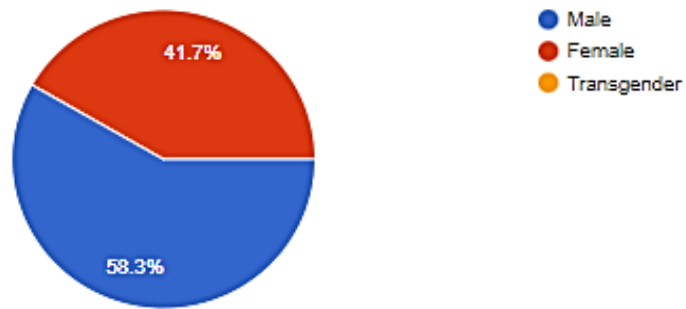
D) Age:

187 responses



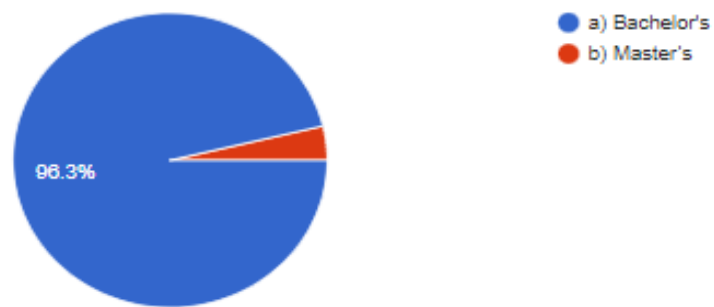
E) Gender:

187 responses



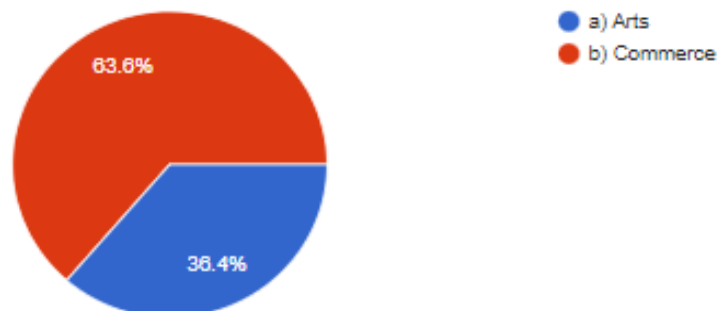
F) What degree program are you pursuing now?

187 responses



G) What subject area are you currently pursuing?

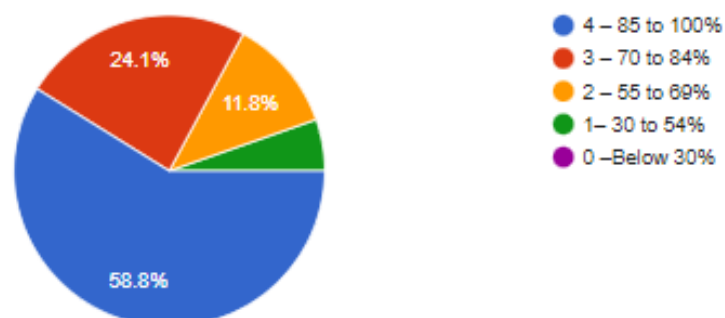
187 responses



Student Satisfaction Survey on Teaching Learning Process

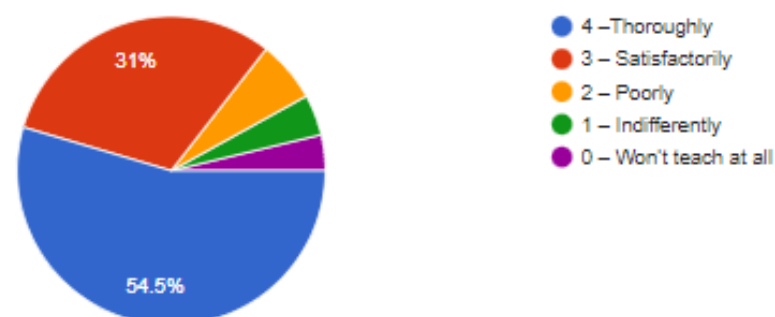
1. How much of the syllabus was covered in the class?

187 responses



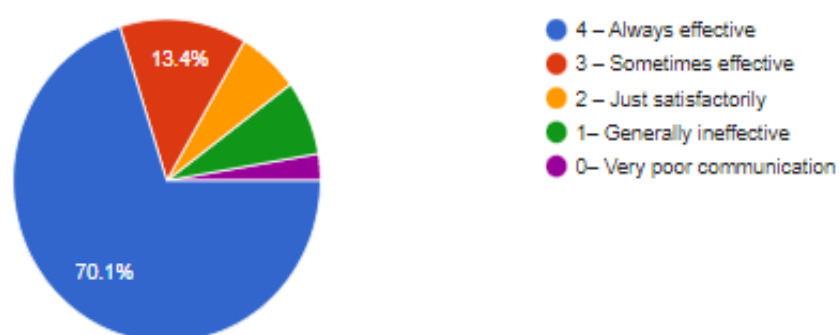
2. How well did the teachers prepare for the classes?

187 responses



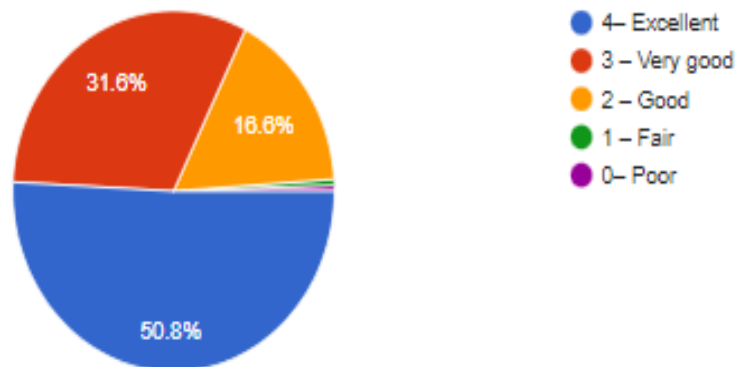
3. How well were the teachers able to communicate?

187 responses



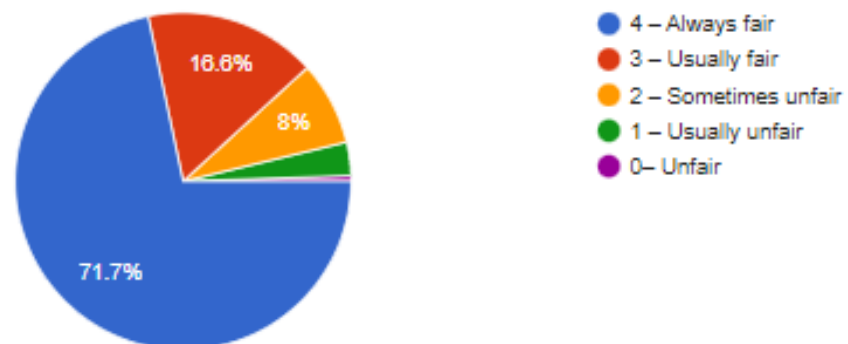
4. The teacher's approach to teaching can best be described as

187 responses



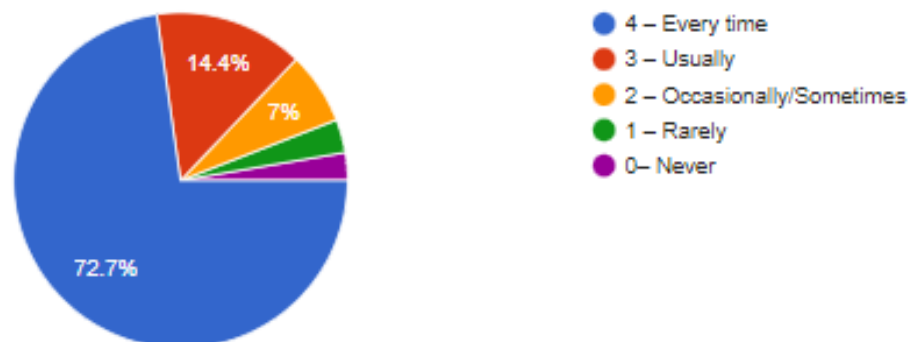
5. Fairness of the internal evaluation process by the teachers.

187 responses



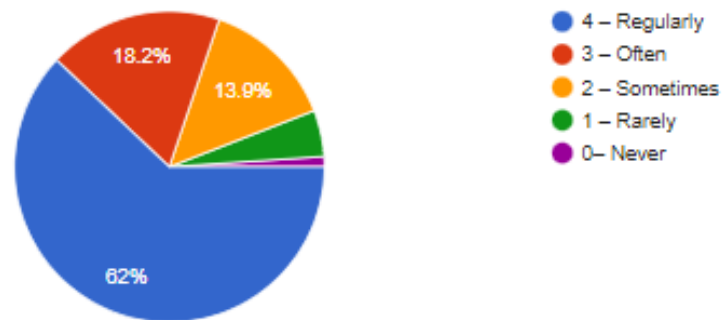
6. Was your performance in assignments discussed with you?

187 responses



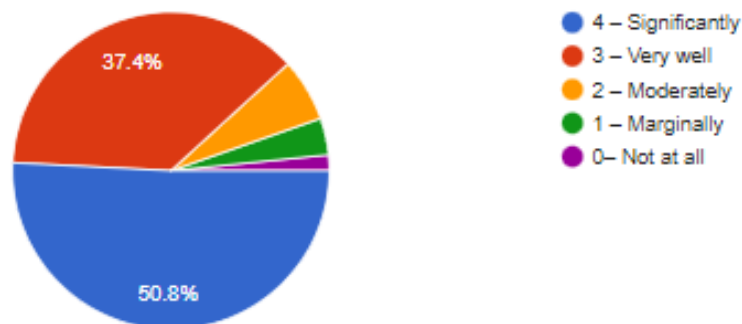
7. The institute takes active interest in promoting internship, student exchange, field visit opportunities for students.

187 responses



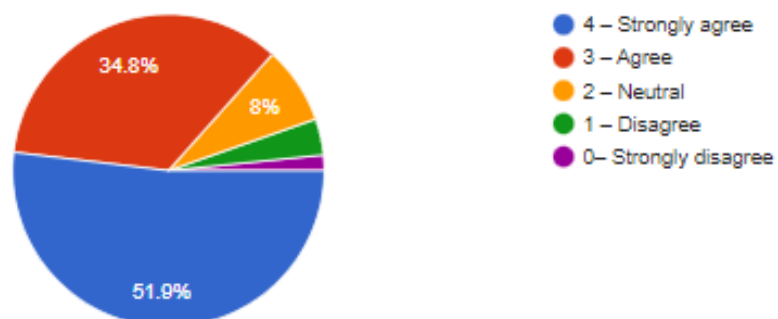
8. The teaching and mentoring process in your institution facilitates you in cognitive, social and emotional growth.

187 responses



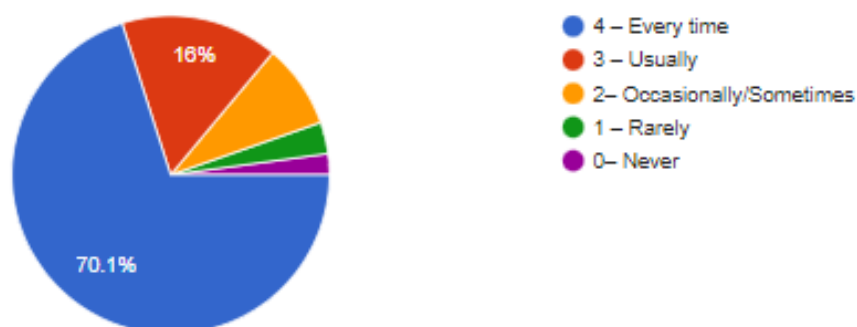
9. The institution provides multiple opportunities to learn and grow.

187 responses



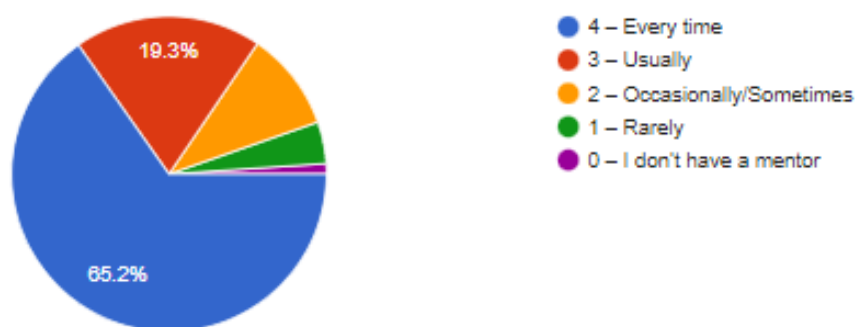
10. Teachers inform you about your expected competencies, course outcomes and programme outcomes.

187 responses



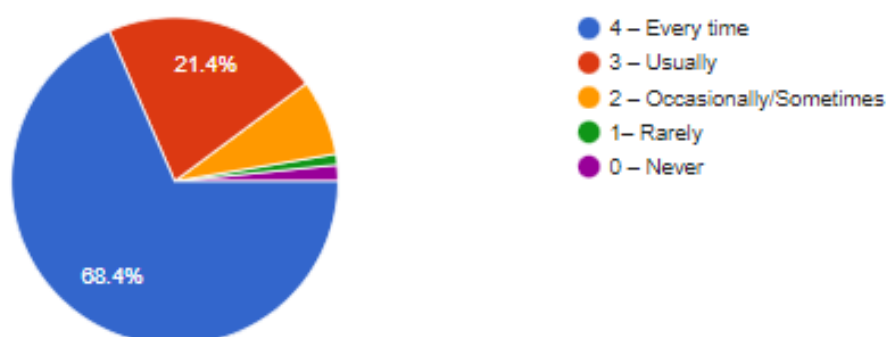
11. Your mentor does a necessary follow-up with an assigned task to you.

187 responses



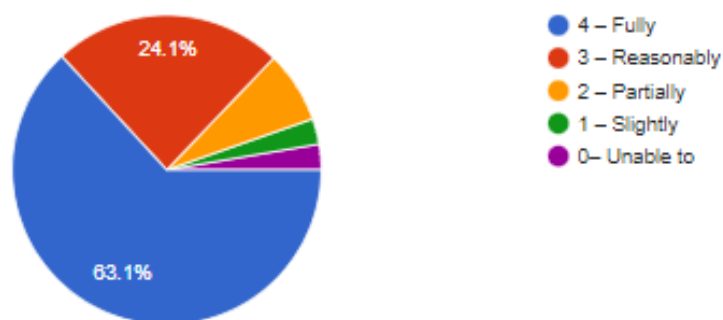
12. The teachers illustrate the concepts through examples and applications.

187 responses



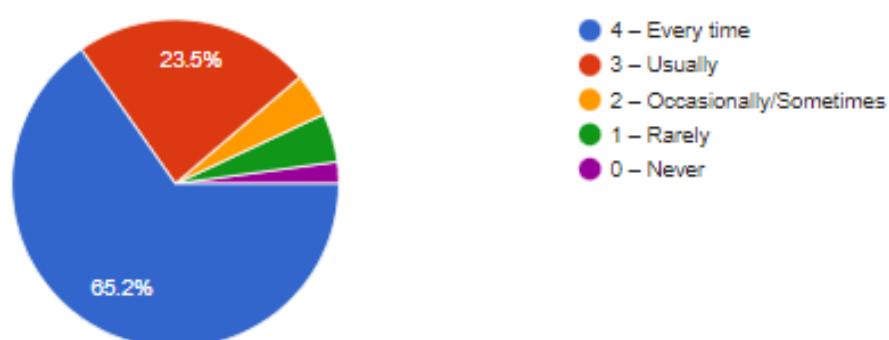
13. The teachers identify your strengths and encourage you with providing right level of challenges.

187 responses



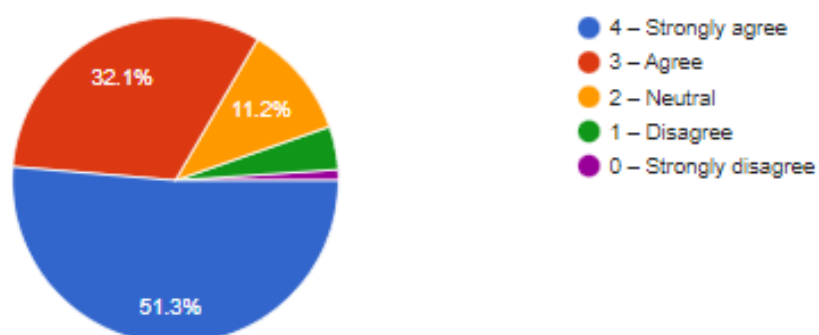
14. Teachers are able to identify your weaknesses and help you to overcome them.

187 responses



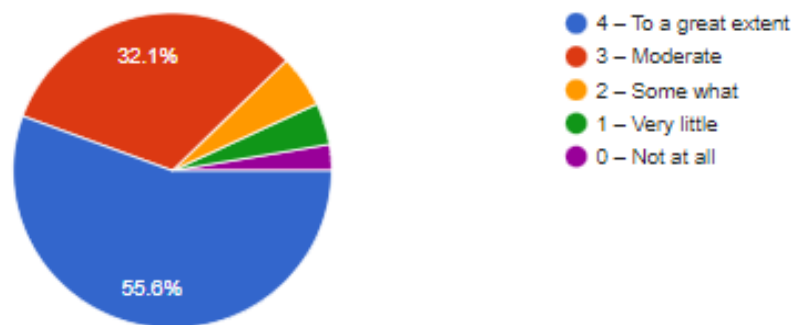
15. The institution makes effort to engage students in the monitoring, review and continuous quality improvement of the teaching learning process.

187 responses



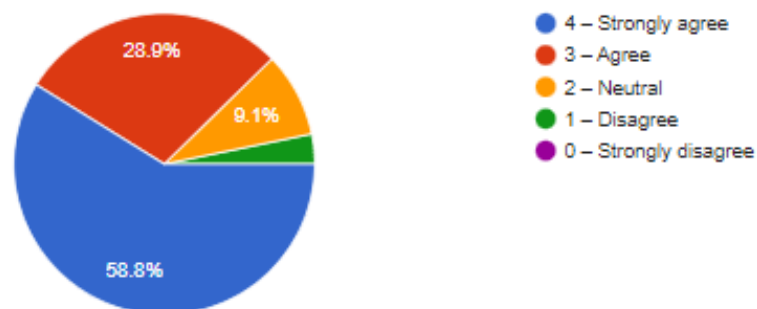
16. The institute/ teachers use student centric methods, such as experiential learning, participative learning and problem solving methodologies for enhancing learning experiences.

187 responses



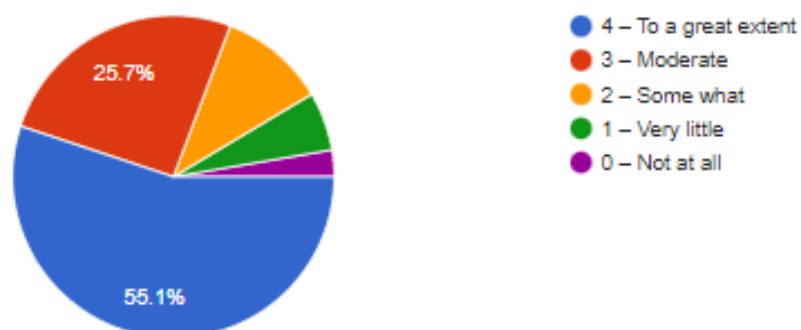
17. Teachers encourage you to participate in extracurricular activities.

187 responses



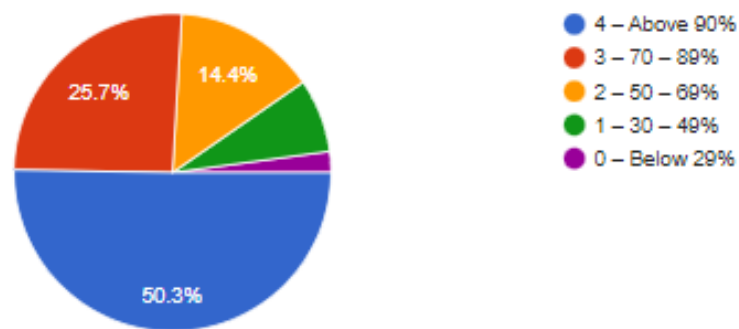
18. Efforts are made by the institute/ teachers to inculcate soft skills, life skills and employ ability skills to make you ready for the world of work.

187 responses



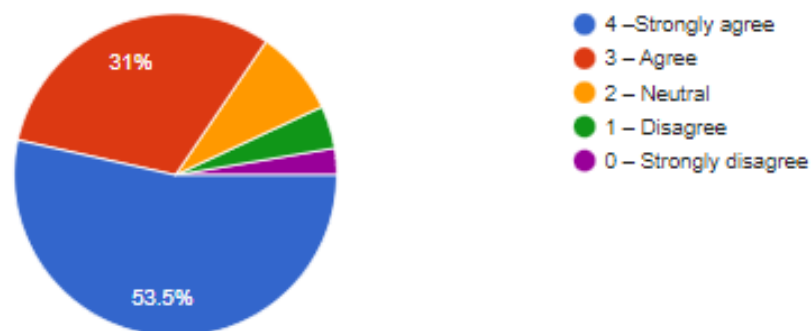
19. What percentage of teachers use ICT tools such as LCD projector, Multimedia, etc. while teaching.

187 responses



20. The overall quality of teaching-learning process in your institute is very good.

187 responses



21. Give three observation / suggestions to improve the overall teaching – learning experience in your institution.

111 responses

No	▲
Good	
Very good	
Yes	
Super	
Excellent	
Not yet	
E- learning	